







20 002 705

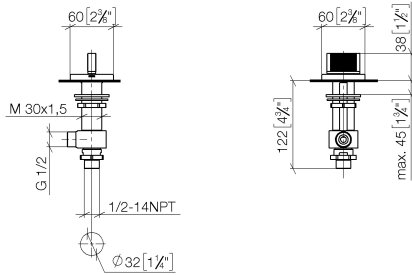
- with CASCADE structure
- hole diameter 32 mm
- rosette 60 x 60 mm
- with cold marking



|   |                               |               |
|---|-------------------------------|---------------|
|  | Champagne (22kt Gold)         | 20 002 705-47 |
|  | Chrome                        | 20 002 705-00 |
|  | Brushed Platinum              | 20 002 705-06 |
|  | Dark Chrome                   | 20 002 705-19 |
|  | Brushed Champagne (22kt Gold) | 20 002 705-46 |
|  | Brushed Dark Platinum         | 20 002 705-99 |

20 002 705

mm [inches]



Flow rate chart

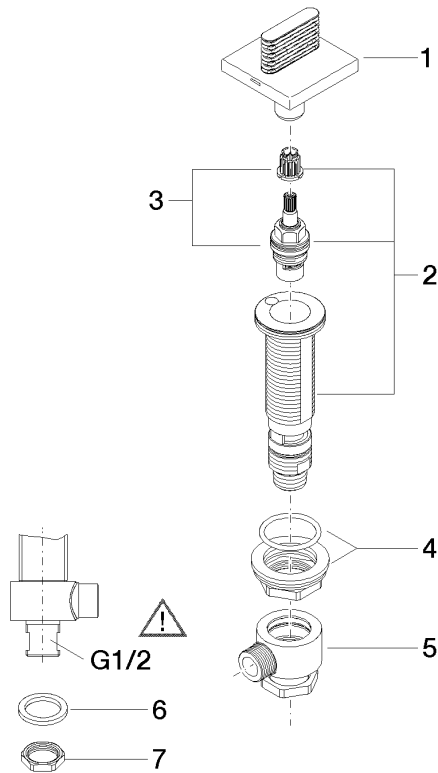


Certificates

WRAS\_2103001.

20 002 705

Parts for other finishes can be found here: [Chrome](#)



### Spare parts list

| No. | Item Number        | Name               | Quantity used | Delivery time |
|-----|--------------------|--------------------|---------------|---------------|
| 1   | 90 20 70 053 04-47 | handle ( cold )    | 1             | 30            |
| 2   | 04 17 11 058 33 90 | side panel         | 1             | 2             |
| 3   | 90 90 03 133 00 90 | top                | 1             | 2             |
| 4   | 04 23 10 032 78 90 | fixing set         | 1             | 2             |
| 5   | 04 17 11 023 10 90 | distributor        | 1             | 2             |
| 6   | 90 23 30 040 00-47 | threaded connector | 1             | 30            |
| 7   | 09 30 11 059 90    | disc               | 1             | 2             |
| 8   | 09 23 10 012 90    | nut                | 1             | 2             |